

# OUR AMERICAN ROOTS


## WHOLESALE & BROKER DIVISION

Woodland, WA, USA

*Wholesale domestic grower of bare root perennials and crocosmia,  
supplying growers with the highest quality products since 1981.*

## Hosta

Starting in the early 1970's, the popularity of the quintessential shade perennial, the Hosta, has grown exponentially. While they were previously considered a common garden plant, hostas are now one of the most popular perennial plants in the country. And for a good reason—with well over 5,000 known cultivars, there is always a perfect Hosta for every garden.



Commonly called a 'Plantain Lily' for its large, attractive foliage, hostas thrive in dappled sunlight and require little care once established. Hostas provide a lovely mixture of colors and textures from Spring through Fall and have a wide range of colors and sizes.

As a focal point in the shade garden, or as a complement to other shade perennials such as ferns, dicentra, and astibles, hostas are a fantastic plant that will delight gardeners for years to come.

# Hosta Dormant Bare Root Grades / Sizes

Available Weeks 3 — 26

## Premium (3/+)



### Premium Size:

1.5+ cm girth, 3+ eyes  
3 lg side eyes or a  
large center eye with  
hidden/small side eyes

Same season finish:  
1 - 2 gallon

Summer plant for next  
season: Full 2 gallon,  
very full 1 gallon



## #1 Grade (2-3)




### #1 Size:

1+ cm girth, 2-3  
eyes  
2 large side eyes or  
a larger main eye

Same season finish:  
½ - 1 gallon

Summer plant for  
next season:  
Full 1 gallon



## #2 Grade (1-2)



### #2 Size:

0.5+ cm girth  
1 single main eye

Same season finish:  
4" quart

Summer plant for  
next season:  
very full qt; full ½ gal





**Name:** Blue Angel  
**Leaf Color:** Blue  
**Flower Color:** White  
**Mound Size:** Large



**Name:** F. Aureo Marginata  
**Leaf Color:** Yel/ Grn  
**Flower Color:** Purple  
**Mound Size:** Large



**Name:** Francee  
**Leaf Color:** Grn / Wht  
**Flower Color:** Purple  
**Mound Size:** Med-Large




**Name:** Krossa Regal  
**Leaf Color:** Blue  
**Flower Color:** Purple  
**Mound Size:** Very Large



**Name:** Patriot  
**Leaf Color:** Grn / Wht  
**Flower Color:** Purple  
**Mound Size:** Large



**Name:** Royal Standard  
**Leaf Color:** Green  
**Flower Color:** White  
**Mound Size:** Large



**Name:** Sum & Substance  
**Leaf Color:** Yellow  
**Flower Color:** White  
**Mound Size:** Very Large



**Name:** Wide Brim  
**Leaf Color:** Green / Yellow  
**Flower Color:** White  
**Mound Size:** Very Large

*This is just a sampling of the hostas we grow here at the farm.  
 Please visit [www.OARBrokers.com](http://www.OARBrokers.com) for more information about our products.*



## Hosta Virus X

We take Hosta virus X very seriously and have stringent protocols in our testing standards. Our testing is done in two stages: once in the field (leaf testing) during the summer, and again during harvest (root testing) in the winter. Winter testing of roots is done for each bin before it is processed. They are also subjected to random tests of the bins & roots throughout our harvest season.

Tolerance is kept below 2% Dutch import guidelines. In addition we bring in fresh TC to refresh our planting stock.

Once the fear of disease is associated with plant by the consumer, the appetite for hostas will vanish as they look toward something else for their home gardens.

Ensuring that this virus does not take hold is of upmost importance not just to our good name as the growers, but for the good name of the plant as a species.

# Fresh Summer Dug Hosta

#2 Grade (1-2)

Premium Grade (2-4)

**Ships Week 33**

Clean Stock / Virus X Tested



The goal of planting fresh dug Hosta divisions in the late summer is to achieve a well rooted plant prior to winter that has sufficient eyes for it to produce foliage for a full pot the following spring, without having to plant frozen dormant material in May/June. This eliminates 2 to 3 months of summer growing, watering, and probably keeping under shade in hot summer climates.

A well rooted, fully infoliated Hosta container can be produced with less production time by planting fresh dug Hosta divisions late summer. Using a Premium division ensures full gallon pots the following spring.

Fresh Dug Hosta are custom harvested per shipping period and can yield both sizes. Please be aware that orders for only #2 (1/2) may need to be adjusted to include Premium (2/4) of the same varieties based on actual yields at harvest.

## Division Size—Fresh Dug Hostas:

It is not possible to dig one year plants for fresh dug, late summer production. They will miss 1/3 of their growing season and be too small to make a finished pot when they start to grow after winter; therefore we use 2 year plants for our Fresh Dug program.

Fresh dug, 2-year plants are a bundle of mowed off Hosta spears; round columns of foliage, with developed or developing eyes at the leaf nodes surrounding a woody crown, attached to each other at their bases.

The mother plant's spears when divided are of differing sizes. For Fresh Dug, we grade them as Premium (2-4) and #2 (1-2). Later, when the plants go dormant and the fleshy leaf tissue has sloughed off, the eyes are visible. At that time, we may be able to cut what was previously a large fleshy spear into more than one division, because we can see the eyes. However, with fresh dug we cannot see eyes, so cutting spears may result in unequal divisions of ambiguous size. That *may* result in greater unevenness of a container crop.

Therefore, we must use what the crop gives us and grade them solely based on the girth of the divisions; about 60-65% Premium grade and 40-35% #2.

However, the planting divisions will appear much different than the dormant bare root material used previously; some slimy foliage may be present.

Upon planting, emergence of new growth in the Fall will not be as even and uniform as results from planting frozen dormant divisions earlier. This is just the nature of this crop, the planting material and time of year. Because of this, we will not accept QNs or credit requests due to slimy foliage on divisions or uneven emergence after planting.


Because temperatures may be extremely high during the period of transit, it is necessary to use controlled temperature trailers for transport. It is important to dig plants and ship them early enough to ensure vigorous rooting after planting. Our recommendation is for digging, shipping, and planting in August.

## About those “Slimy” Plants:

In July and August, Hosta plants are actively growing. Their crowns are shrouded by the basal portions of surrounding leaves. Near the end of October, with shortened days, cold weather and frost, the surrounding fleshy leaf tissue degenerates into decomposing slime.

For our Fresh Dug summer Hosta program, it is necessary to mow the tops off close to the ground prior to digging actively growing Hosta plants. Once dug and packed, the remaining surrounding leaf tissue will begin to degenerate and become slimy and unsightly.

**This is not a disease problem.** It is a cosmetic problem. Once the foliage gets a little slimy, there is a perception that the division is rotting. This is not the case. The tissue is just going through the same cycle it goes through a little later outside in nature if left in the ground.



# About Us

We are a wholesale plant grower whose roots began in the beautiful Pacific Northwest in 1981.

We grow all of our Crocosmia, Hemerocallis, Hosta and Peony crops here on our family owned, 145-acre farm in Woodland, Washington, USA .

We look forward to supplying our roots for all of your growing needs!

At our American Roots, We are proud to provide our customers with:

- High-quality bare root perennials with generous sizing
- Excellent customer service with experienced and knowledgeable staff
- Reliable transport options throughout the continental US and Canada\* ensuring the continual quality of your product during transit. (\*minimums apply)

**For more information, please contact:**

**Our American Roots  
Wholesale and Broker Division**

**35306 NW Toenjes Rd  
Woodland, WA, 98674 USA  
360-938-8803**

**[custserv@ouramericanroots.com](mailto:custserv@ouramericanroots.com)  
[www.OARBrokers.com](http://www.OARBrokers.com)**